

5K WALK/RUN FUNDRAISER

SATURDAY, MARCH 19 – SATURDAY, APRIL 2

Directions for Submitting Results and Photos

1 To record results, click on “Results” on the left menu of the race website.

- Sign Up
- Donate
-
- Virtual race Info
- Event Info
- Sign Up
- Group/Teams
- Participant Tracking
- Donate
- Results**
- Refund Policy
- Photos
- Sponsors

2 Click the ribbon at the top of the page that says “Submit Virtual Results”.

Post Virtual Results! This virtual race has virtual events. If you completed a virtual event, submit your results here. [Submit Virtual Results](#)

3 Enter the information requested to look up your registration.

Participant Tracking

Search By Name OR Search By E-mail Address

First Name *

Last Name *

E-mail Address *

Date of Birth *

[Lookup Registration](#) [Lookup Registration](#)

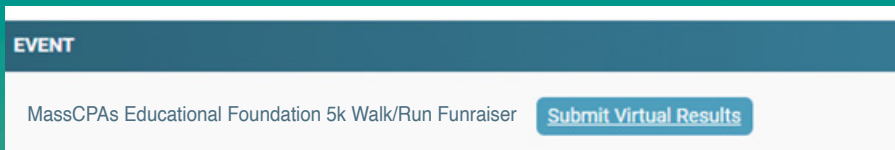
If you have any issues,
please reach out to
Allie Orlando at
aorlando@masscpas.org.

5K WALK/RUN FUNDRAISER

SATURDAY, MARCH 19 – SATURDAY, APRIL 2

Directions for Submitting Results and Photos (continued)

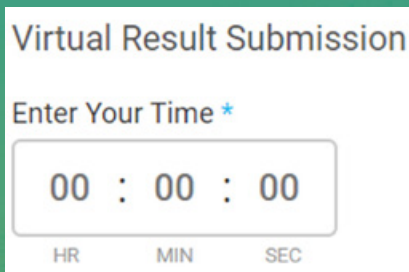
4 Click "Submit Virtual Results".



EVENT

MassCPAs Educational Foundation 5k Walk/Run Fundraiser [Submit Virtual Results](#)

5 Enter your time.



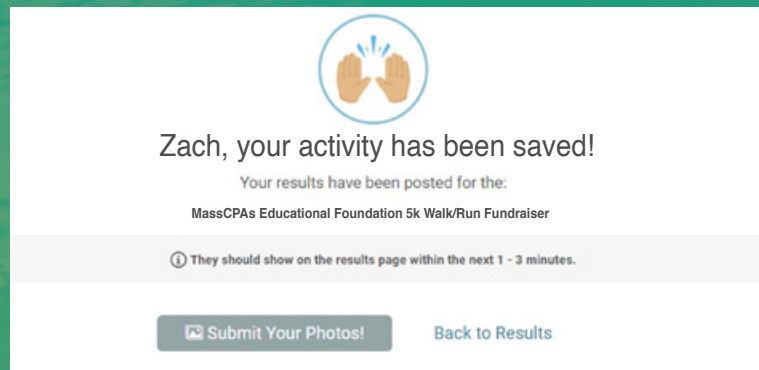
Virtual Result Submission


Enter Your Time *

00 : 00 : 00

HR MIN SEC

6 Once you've submitted your results, easily upload a photo of your run for a chance to be featured in SumNews magazine!





Zach, your activity has been saved!

Your results have been posted for the:

MassCPAs Educational Foundation 5k Walk/Run Fundraiser

ⓘ They should show on the results page within the next 1 - 3 minutes.

[Submit Your Photos!](#) [Back to Results](#)

If you have any issues,
please reach out to
Allie Orlando at
aorlando@masscpas.org.